




# THE WHEELHOUSE

WEEK OF 03-FEB-2021



## Instructor Program Ribbon

This ribbon recognizes qualification in the instructor (IT) program.

Start by downloading all of the instructor material from the [Instructor Development Site](#) - the Student Work Book and the 3 Appendices. Save the link to this page as it also has a link to the National Test Site so you can take the exam when you are ready.

Study the Student Work Book and then take the on-line exam. The exam is open book so refer to the student workbook material for the answers.

Then make arrangements to meet with a currently qualified instructor who will be your mentor through the PQS (Personal Qualification System) process. Your FSO-MT or FC can assist you in finding a mentor Working with the mentor, complete the tasks in Appendix B - the actual PQS.

You will need to do 2 mentored presentations - the first is a 10 minute one of your choosing - you may elect to do it at a Flotilla or Division meeting or as part of a member training moment. Your mentor can assist you in finding a venue.

The second presentation is a mentored one hour presentation that can be done at a Public Education class or a member training class. The lead instructor will work with the instructor-candidate to make sure the presentation is appropriate. A qualified instructor **MUST** be present (and will verify that the candidate performed satisfactorily). The qualified instructor is reported on the 7030 as Lead and the striking instructor-candidate as a trainee with a notation on the 7030 that he or she did the mentored instruction.

When all of these tasks are completed (test, PQS, 10 minute, and 60 minute presentations) the sign off page of Appendix B is scanned and sent to the DSO-PE.

=====



# THE WHEELHOUSE

## Looking for Instructors


We are planning on offering the following four courses in a virtual format over the President's Day weekend in February. We are looking for instructors interested in conducting these courses, as well as members who are interested in qualifying for the Instructor Qualification. Exact schedule TBA. If interested, please contact AUX John McNamara VFC, FSO-PE at: [cgauxjwm@gmail.com](mailto:cgauxjwm@gmail.com)

**Suddenly in Command (2 hours):**

**Personal Watercraft Course (1 hour):**

**Paddler's Guide to Safety (1 hour):**

**Waypoints (1 hour):**

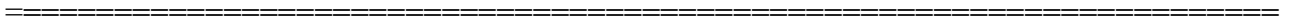


## HAM Radio Course Continues

AUX John Kiernan continues HAM Radio Course every Wednesday at 8pm. If Interested email John at: [ke2un@msn.com](mailto:ke2un@msn.com)

If you want to find out more about Amateur radio go to [ARRL.org](http://ARRL.org) which has a great detail of the subject. Amateur Radio has many facets. When they become a Ham, they can get involved in fast scan TV. Talking to Astronauts in the space station, use amateurs' satulates to communicate with other hams, work digital stations, build their own radios and so on. Amateur radio is a constant learning experience There would not have been cell phones if there were not hams who developed the service.


The course will culminate with an opportunity to garner an FCC license.



**We are planning for an FSO Summit on Tuesday, February 9th at 8pm.**

**UOD will be ODU's or appropriate civilian attire.**

**A WebEx invite will be sent out shortly.**





# THE WHEELHOUSE

- The Auxiliary Cybersecurity Division (in partnership with Coast Guard Cyber Command and Coast Guard Office of Cyberspace Forces) is developing the Auxiliary Cyber Augmentation (AUXCYBER) program. A survey has been developed to assess the number and location of Auxiliarists that may be available to assist this mission. This information will be used to determine Auxiliary readiness and willingness to support the USCG cyber mission. Members are requested to complete this brief survey indicating if you hold (or previously held) any of the cybersecurity certifications listed in the survey and if you are interested in participating in this new mission.
- To go to the survey please click here: [CyberSecuritySurvey](#)

=====

## [Strategic Plan 2020 – 2026 - Coast Guard Auxiliary](#)

To provide a diverse array of specialized skills, trained crews, and capable facilities to augment **the Coast Guard** and enhance safety and security of our ports, waterways, and coastal regions; and, To support Coast Guard operational, administrative, and logistical requirements.

READ THE PLAN , THE WATCH THE OPCOM VIDEO

- **OPCOM 2021** & THE 2020 -2026 S
- Below please find the link to the OPCOM 2021 Virtual Meeting video held Saturday 23 January.
- This historic meeting was streamed live on YouTube with many viewers attending. The guest speaker was USCG Vice Admiral Linda Fagan, Pacific Area Commander. Vice National Commodore Gus Formato presided over the meeting.
- After viewing, one should truly grasp the Auxiliarists' role within the USCG...
- <https://youtube.com/watch?v=W35j6imNFdU&feature=share>
- Preview YouTube video OPCOM 2021
- 
- 





# THE WHEELHOUSE

## Operational Dress Uniform (ODU)

Sew-on cloth name tapes, USCG AUXILIARY, and devices must be the full width directly above the pocket.

Sew-on or Velcro cloth member and officer collar devices (depending on District policy), are worn with black "A" for officer devices. Collar and Cap devices must match. Only the auxop tape (if earned) may be worn over the name tape. All other qualifications earned are worn over the USCG AUXILIARY tape.

**WEAR YOUR OPERATIONAL DRESS UNIFORM PROPERLY & WITH PRIDE**

Authorized Ball Cap covers:

Office insignia: Sew-on collar insignia

Shirt: ODU blouse

Undershirt: CG Blue crew neck t-shirt

Belt: Basic Riggers Belt cotton belt with subdued buckle

Trousers: ODU trousers

Footwear: Eight-Ten inch well blackened safety boots - shined for office wear. Specified boat shoe is authorized for Auxiliaries

Sew on name and Auxiliary tapes - one qualification device and AUXOP device if earned

Outwear: Foul Weather Parka

Socks: Black socks